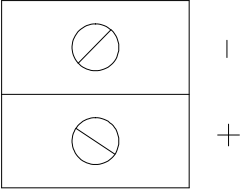


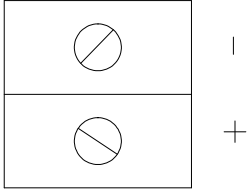
DC VOLTAGE UNITS

SUPPLY IN = TB3
LOOP OUT = TB2



TELEPHONE
INITIATE

TBI



CELL BOOK

D

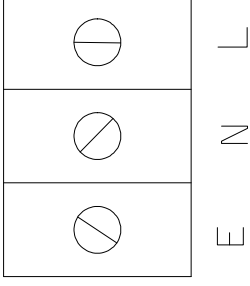
CURRENT

PRODUCTION COPY

DO NOT SCALE

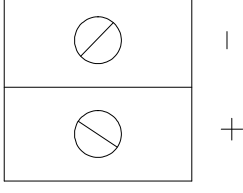
AC VOLTAGE UNITS

SUPPLY IN = TB2
LOOP OUT = TB3



TELEPHONE
INITIATE

TBI



ISSUES

B. 05/04/01 MDS

THIS DRAWING IS CONFIDENTIAL
AND IS THE PROPERTY OF MEDC
AND MUST NOT BE REPRODUCED
EITHER WHOLLY OR PARTLY.
ALL RIGHTS IN RESPECT OF
PATENTS, DESIGNS AND
COPYRIGHT ARE RESERVED

ALL DIMENSIONS ARE
IN MILLIMETRES UNLESS
OTHERWISE STATED

REMOVE ALL BURRS
AND SHARP CORNERS

MACHINE
SYMBOLS THUS

DRAWN BY:	M.SELDEN	DATE:	12/03/01
CHECKED BY:	P.OATES	DATE:	12/03/01
APPROVED BY:	M.SELDEN	DATE:	12/03/01
SCALE:	NTS	SIZE:	A4

TITLE

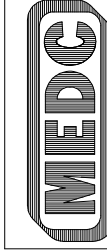
WIRING DIAGRAM
XBIO EEXd XENON BEACON

DRG No.

228-157

ISSUE

B



MEDC Ltd, Colliery Road, Pinxton
Nottingham NG16 6JF, U.K.
Tel: +44 (0)1773 864100
Fax: +44 (0)1773 582800
e-mail: info@medc.com web: www.medc.com

DESIGNERS & MANUFACTURERS
OF ELECTRICAL & ELECTRONIC
EQUIPMENT & SYSTEMS FOR
HAZARDOUS AREAS