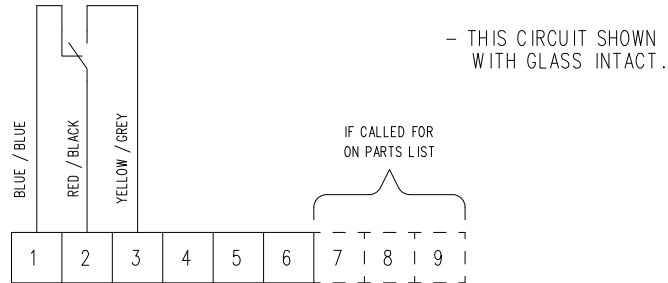
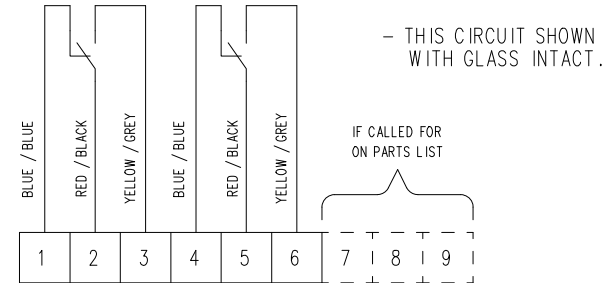
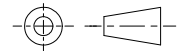


BG
SINGLE POLE SWITCH



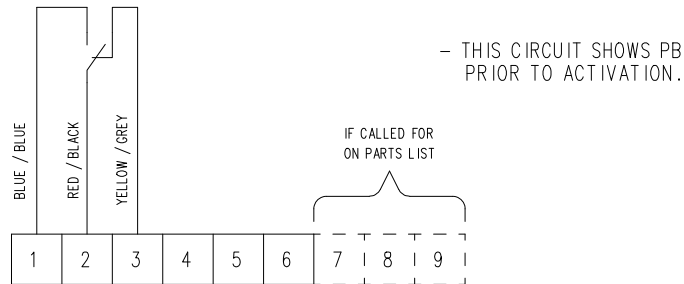
BG
DOUBLE POLE SWITCH

DO NOT SCALE

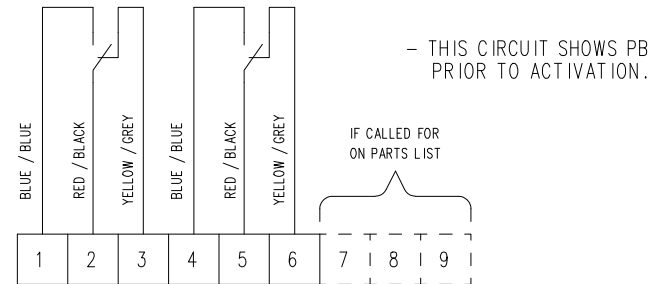


NOTE - MAXIMUM 6 TERMINALS ONLY FOR BGUL.

PB
SINGLE POLE SWITCH



PB
DOUBLE POLE SWITCH



NOTE:
WIRE COLOURS FOR PRODUCTION USE ONLY - MAY VARY.



Cooper MEDC Ltd, Unit B, Sutton Parkway,
Oddicroft Lane, Sutton-in-Ashfield,
Nottinghamshire, NG17 5FB, U.K.
Tel: +44 (0) 1623 444400
web: www.coopermedc.com

DESIGNERS & MANUFACTURERS
OF ELECTRICAL & ELECTRONIC
EQUIPMENT & SYSTEMS FOR
HAZARDOUS AREAS

ISSUES

D.21-05-04 SO
E.03-08-07 SO
F.14-06-13 DW

GENERAL TOLERANCES U.O.S

LINEAR: ± 0.25
ANGULAR: $\pm 0.5^\circ$

SURFACE FINISH: $\sqrt{3.2}$

ALL DIMENSIONS ARE IN MILLIMETRES UNLESS OTHERWISE STATED

REMOVE ALL BURRS AND SHARP EDGES

MACHINE SYMBOLS THUS $\sqrt{\quad}$ μm

THIS DRAWING IS CONFIDENTIAL AND IS THE PROPERTY OF MEDC AND MUST NOT BE REPRODUCED EITHER WHOLLY OR PARTLY. ALL RIGHTS IN RESPECT OF PATENTS, DESIGNS AND COPYRIGHT ARE RESERVED.

DRAWN BY:

S. H.

DATE:

13-3-92

CHECKED BY:

B. TAYLOR

DATE:

13-3-92

APPROVED BY:

P. OATES

DATE:

13-3-92

SCALE:

SIZE

A4

TITLE

WIRING DIAGRAMS

BGE/I/W/UL & PBE/I/W/UL.

DRG No.

180-177

ISSUE

F