

Exe, Weatherproof



Features

- Zones 1,2 and safe area.
- EExed IIC T4/T6.
- ATEX approved Ex II 2GD*.
- PTB Certified.
- CSA listed for USA and Canada:†
Class I, Div 2, Groups A, B, C, D.
- IP65/66*.
- Certified Temperature: -4°F to +104°F*.
- Impact resistant GRP or 316 stainless steel.
- Retained stainless steel cover screws.
- Variety of components.
- Variety of enclosures.

*Depending on version.

†Please contact MEDC Technical Sales.

Introduction

This range of Exe enclosures offers a range of enclosure sizes, Exde components and cable entries.

Available in 316 sheet stainless steel and in GRP, these enclosures offer a variety of sizes which will suit most applications.

Pushbuttons, control switches, indicating lamps, meters, potentiometers and terminals can be fitted into the enclosures.

Enclosures may be coupled together to form large control panels. The enclosures are suitable for use onshore or offshore where lightweight combined with a high level of corrosion resistance is required.

Variations of above please refer to specification sheet.



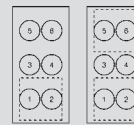
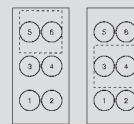
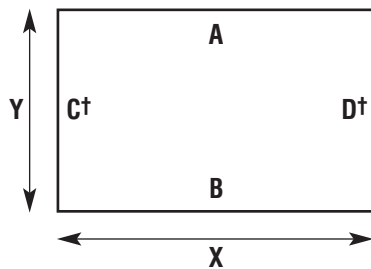
Certification and Specification

Certification:	CSA Listed.† Class I, Div 2, groups A, B, C, D.
Material:	GRP (44...23 Range) or Stainless Steel (44...33 Range).
Finish:	Natural finish.
Potentiometer:	100Ω -10kΩ, 1 watt, max. voltage 250V.
Meters:	72 x 72 voltmeter or ammeter direct connected up to 30A or 1A CT operated.
Certified Temp:	-4°F to +104°F (UL Version). See separate European data sheet for ATEX operating temperatures.
Ingress Protection:	IP66 (IP65 for double push button and measuring instrument).
Entries:	To customer specification or manufacturers standard – contact sales office for details. Entries are provided as clearance hole suitable for standard certified glands unless glands are requested by customer. †Top or bottom entries as standard – for other entries contact MEDC for further information.
Terminals:	Refer to GHG 74 Range Terminal Boxes data sheet for more information.
Earth Continuity:	Earth continuity via earth terminal. Gland continuity via brass plate (for plastic enclosures).
Pushbuttons:	Standard pushbutton, double pushbutton, mushroom head latching and momentary. Key operated actuators also available. Two sets of terminals per contact block. 2NO, 2NC or 1NO + 1NC per actuator.
Switches:	Two or three position, 2 pole or 4 pole.
Indicators:	White, yellow, red, blue and green. 20-250V AC/DC or 12-30V AC/DC. Note clear led with coloured lens.
Connection:	Direct to components or via terminal block if requested.

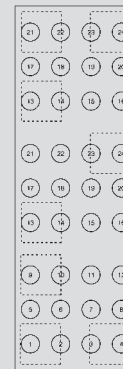
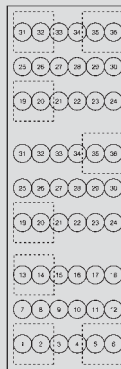
Enclosure Sizes (mm) & Weights (kg):

Box Type	Dimensions (mm)			Weight (kg) empty	Fixing Cent.X	Fixing Cent.Y
	X	Y	Depth*			
444 23	271	134	136	1.5	110	247
448 23	271	271	136	2.5	247	247
449 23	544	271	136	4.5	247	520
447 23	817	271	136	6.5	247	793
444 33	312.5	175	151	1.5	225	247
448 33	312.5	312.5	151	2.5	362.5	247
449 33	627	312.5	151	4.5	362.5	561.5
447 33	941.5	312.5	151	6.5	362.5	876

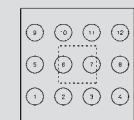
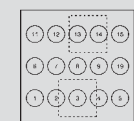
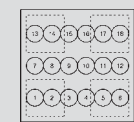
Note: *Depth of box only. Excludes depth of actuators or other fittings.
Fixing screw dim. Ø 7 x 11mm.



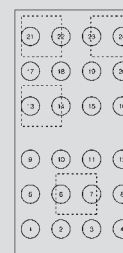
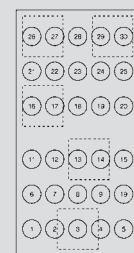
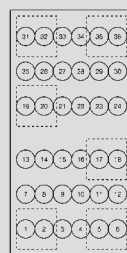
444



447



448



449

Ordering Requirements Please contact MEDC to discuss your requirements.